

# myMICROS Reporting



“There are no boundaries on how you can use it”

Neeraj Subramanian,  
IT Manager, The Langham

## A robust reporting engine for hotel food & beverage outlets

The myMicros Reporting application uses organisational and relational hierarchies to group food & beverage outlet information into logical and easy to understand reports. By placing an emphasis on business analysis, myMicros is able to offer a greater scope of reporting compared to limited reports generated solely on the point-of-sale (POS) level.

## Benefits to your business

### Time saving functionality

- No more confusing options and selections to get to the right information
- Financial calendar to quickly select your periods
- Organisational structure to select outlets
- Drill-downs to bottom out issues
- iQuery plug-in allows managers to create reports in a familiar Excel environment
- Report Mail may be used to automatically email staff information daily or hourly
- Audit & Analysis component used to immediately identify exceptions

### Consolidation

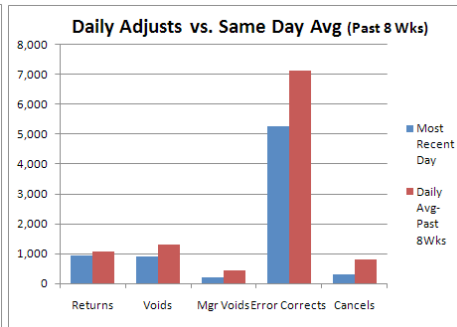
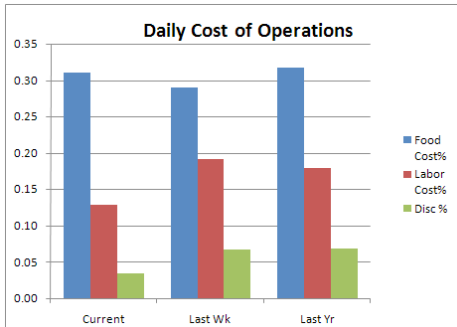
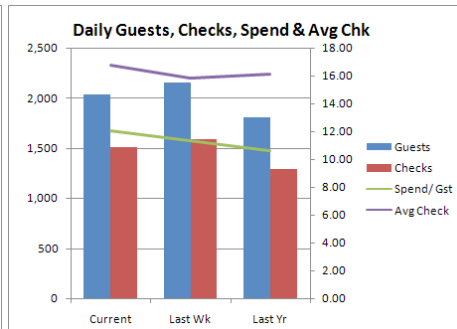
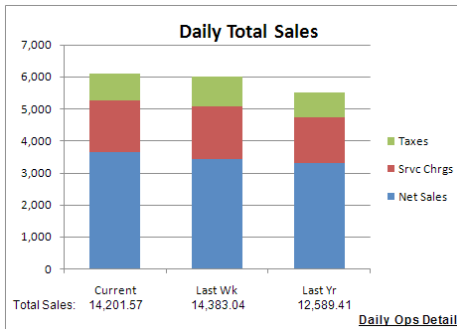
- Collects financial, labour, CRM and transaction level detail from your POS system as often as every 15 minutes
- Transaction POS information is loaded automatically into the data warehouse
- No more manual spreadsheet reporting; company, region, area and district report consolidations and comparisons are available immediately
- Handles the problem of disparate POS databases and out-of-sync menus elegantly through its unique alignment process
- Differently named and numbered items may be aligned quickly and easily to provide insightful enterprise views

“Knowing this information is at our fingertips allows us to help our customers faster.”

Neeraj Subramanian,  
IT Manager, The Langham



## Fast and easy report creation



## Mobile myMicros

A specific set of myMicros reports is available through web browsers on iPhone and Android mobile devices.

These mobile reports are designed to benefit hotel managers that are on the go and need to access snapshots of key productivity information and sales data to make informed business decisions.

The six types of mobile reports available are:

### KPI Comparisons

- Quickly view data on net sales, guest checks, guest count, labour cost, actual labour vs. scheduled, actual sales vs. forecast and discounts.

### Weekly Performance

- Displays key metrics for the current business week, including data on net sales, checks, guests, labour and discounts.

### Daily Operations

- Single page view of the most important figures on a daily basis including total revenue, total operating costs, total operating margin, voids and labour data. Information can be viewed for today, yesterday, week to date, and period to date.

### Approaching Overtime

- Identifies F&B outlets and employees approaching overtime for the current labour week.

### Posting Exceptions

- IT administrators can quickly view all F&B outlets that have not posted in the past 4 hours, possibly indicating a network issue.

## Advanced data warehouse

Information is housed in the data warehouse for 13 months (expandable at cost) so that earlier data can be used to forecast future business needs. Reports and charts display immediately with near real-time data from information transmitted every 15 minutes.

### Communications

- Transport data to and from your outlets with proprietary third-party software
- Transport information securely and resiliently across all of today's IP networks
- May be remotely installed for fast and easy implementation
- Controlled and managed from a web browser saving valuable time



The customisable 'mypage' dashboard allows you to see what you need most

Find out how your hotel can improve F&B outlet profitability with myMicros Reporting by contacting us today.



+61 2 9485 1200

[micros.com.au/hotels](http://micros.com.au/hotels)

[apausinfo@micros.com](mailto:apausinfo@micros.com)

